

How to check the authenticity of disks?

Last updated: 10/09/23, V2.0.3, Kester Teh

Notes:

- I am not responsible for any failed judgement, and all decisions made fall solely on the party who makes a said judgement, the guide is only a reference point.
- Japanese disks are not covered in this document.

Foreword:

Since the release of the game, there have been countless non-authentic disks flooding the market. This has caused some confusion among players.

Table of Contents:

1. [Disk] Mold Quality

- a. The “Pokémon” text behind the disk sticker [Moderate]
- b. The “Pokémon” text on its back [Moderate]
- c. The centre circle [Moderate]
- d. Copyright text on its back [Moderate]
- e. Side width of the chip on its back [Hard]
- f. Plastic Finishing [Moderate]

2. [Disk] Overall Disk Weight [Hard]

3. [Graphics] Print Quality

- a. Holographic Foil [Moderate]
- b. QR Orientation [Easy]
- c. Font [Hard]
- d. Printing Patterns [Moderate]
- e. Colour [Moderate]
- f. Foil (The shiny parts) [Moderate]
- g. Paper Thickness [Moderate]

4. [Disk] Promotional Disk Releases

5. Conclusion

1. [Disk] Mold Quality

a. The “Pokémon” text behind the disk sticker **[Moderate]**


Note: Only from the English Legend 03/Taiwan Rush 01 onwards.


DO NOT PEEL YOUR DISKS!

Starting from the **English Legend 03** version and the **Taiwanese Rush 01** version, all authentic disks now have additional imprints on the physical plastic disks. On inspection, three additional “Pokémon” engravings are etched into the disk, on the side where the paper sticker is pasted.

To identify these markings on a Purple Grade 5 (5 Star) disk, simply shine a torch light on the sticker side and look at the disk from its back top down. You should be able to see the engravings at the **highlighted areas**

New non-authentic disks now carry this engraving, do be careful.





b. The “Pokémon” text on its back **[Moderate]**

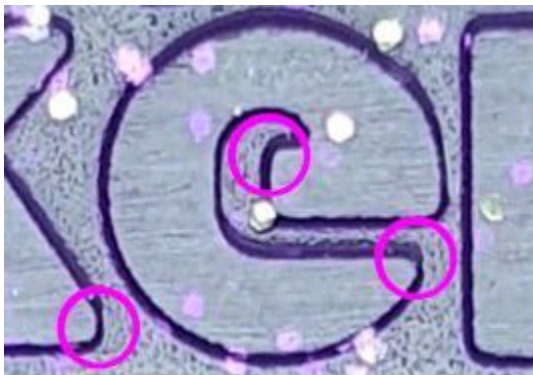
Looking at the top part of the disk’s back, you would notice the words “Pokémon” engraved into the disk.

Non-authentic disks have improved and can easily replicate the “e” and the tilda(triangle) above. However, there are still key differences.

New non-authentic disks now replicate this pretty well, do be careful.

Authentic:	Pointers:
	<ul style="list-style-type: none">- The surface texture of the word “Pokémon” has wavy lines. This is a production quirk that most chips have.- The word also looks sharper and stands out.- There is a spacing between the Tilda(triangle) above the “e”.- Tilda(triangle) is angled and is notably smaller and curves in.- There is a sharper hook inside the “e”.

Non-Authentic:





Pointers:

- The surface texture of the word "Pokémon" is smooth and lacks **wavy lines**.
- Tilda(triangle) is slightly bigger.
- There may be no spacing between the Tilda(triangle) above the "e".
- Tilda(triangle) may not be angled properly.
- There is less of a hook inside the letter "e".
- More rounded.
- **Latest version is in the bolded picture**

c. The centre circle **[Moderate]**

Looking at the middle circle enclosed by the Poké Ball engraving, there is a mark that is left over by the moulding process right in the **middle**. This mould can now be easily replicated, but it is a key differentiator to disks that do not have a mark or have it not in the middle. Though do take note that every chip is different, and mark identification may not be the best way to identify non-authentic disks.

New non-authentic disks now replicate this pretty well, do be careful.

Authentic:	Pointers:
	<ul style="list-style-type: none">- Will always have a mark.
Non-Authentic:	Pointers:
	<ul style="list-style-type: none">- Non-high-end disks may not have the mark.



d. Copyright text on its back **[Moderate]**

Looking at the bottom of the disk at the back, you will see a few lines of text in regards to the game's Copyright.

It reads,

© Pokémon/Nintendo/Creatures/GAME FREAK.
Developed by T-ARTS and MARV
MADE IN CHINA

New non-authentic disks now replicate this pretty well, do be careful.

Authentic:	Pointers:
	<ul style="list-style-type: none">- Will always have the Copyright text as it is to Copyright law.
Non-Authentic:	Pointers:
<p>Non-Authentic:</p> 	<ul style="list-style-type: none">- Non-high-end disks may not have it.- High-end disks may not have the correct font/mould.- The bend at the bottom tip of “y” is missing in the non-authentic disk’s “by”.

e. Side width of the chip on its back **[Hard]**

It is also noteworthy that the edges on an authentic chip on its back are thinner, whereas a non-authentic chip's edges are slightly longer.

This trait is hard to see due to an allowed margin of error and requires precision instruments such as rulers and vernier callipers.


Legend: **Red = Non-Authentic**, **Green = Authentic**



f. Plastic Finishing **[Moderate]**

It is noted that authentic disks have a rough plastic finish. Anything else would deem the disk non-authentic.


Legend: **Red = Non-Authentic**, **Green = Authentic**



High-end non-authentic disks seem to be smoother than an authentic disk's rough finish.

2. [Disk] Overall Disk Weight **[Hard]**



The weight of an authentic chip ranges from 9.6-9.7g, any other weights drastically out of range will deem the disk non-authentic.

Authentic:	Pointers:
	<ul style="list-style-type: none">- Weight of 9.6-9.7g.
Non-Authentic:	Pointers:
	<ul style="list-style-type: none">- Weight of around 8.8g for a specific batch. This weight can vary.

3. [Graphics] Print Quality

a. Holographic Foil [Moderate]

Starting from the **English Legend 03** version and the **Taiwanese Rush 01** version, all authentic disks have a new foil pattern. This is a surprise change from the normal foil pattern, but non-authentic disks have now implemented them.

Old holographic pattern [EN Part 01-Legend 02]	Pointers:
	<ul style="list-style-type: none"> - Old pattern consists of the pixelation pattern, common on trading cards.
New holographic pattern [EN Legend 03 onwards]	Pointers:
	<ul style="list-style-type: none"> - New pattern consists of a checkerboard style containing the different Pokémon types

Authentic:



Pointers:

- When shone under light, the checkerboard pattern is barely visible and the paper shows off as a plain foil.

Non-Authentic:





Pointers:

- When shone under light, the checkerboard pattern is **very visible**.

b. QR Orientation **[Easy]**

All authentic disks will have a QR orientation where the smaller square on the QR will be located at the **bottom left** of the QR if the disk is in the upright position. (The position you insert your disk face down into the machine)

Most non-authentic disks do follow authentic disk QR standards, but if done sloppily, it is an instant differentiator.

Authentic:	Pointers:
	<ul style="list-style-type: none">- Smaller square is at the bottom left corner of the QR on the disk.
Non-Authentic:	Pointers:
	<ul style="list-style-type: none">- As an example, if the disk's QR does not have the smaller square on the bottom left corner of the QR on the disk, it is most certainly non-authentic.

c. Font **[Hard]**

All authentic disks use the same font for consistency throughout the series. We will only cover the English version disks here. For the best comparison of the fonts, it is recommended to take a look at the disks you **already own**.

New examples of the new batch of non-authentic disks are **provided below**, can you spot the issues?

Authentic:	Pointers:
	<ul style="list-style-type: none">- All text is uniform and has the necessary spacing for precise design decisions.- Card ID (06-059EN) is not bolded- Note that Part01 Disks tend to be bold in terms of Card ID.- Icons such as “Special”, “Legend”, and “Mighty” all have equal black borders.

Non-Authentic:



Pointers:

- Sloppy and do not look as good as authentic disks.
- Text can look oversized or out of place
- Card ID (06-059EN) is notably bolded.
- English disks do not follow their Japanese counterparts, so some elements should be missing.

NEW NON-AUTHENTIC DISKS









d. Printing Patterns **[Moderate]**

To increase difficulty in non-authentic disk production, the game's company has employed special measures when it comes to the printing of disks.

If you look very closely at your disks, you would notice a lattice-like structure of “ninja-stars” or dots. This is a key feature that disks have and takes special machinery to produce.



As an important note, high-quality non-authentic disks have been reported to have a well-defined lattice structure, so take note!

Authentic:	Pointers:
	<ul style="list-style-type: none">- Lattice structure is well defined and visible.
Non-Authentic:	Pointers:
	<ul style="list-style-type: none">- Poor quality non-authentic disks shows a poorly visible lattice structure or have none at all.

e. Colour **[Moderate]**

Authentic disk graphics tend to have a lighter gradient and are not too boldly sharpened when it comes to the silhouette lines of a monster.



Take note that without a reference point, it is hard to derive an outcome.

Authentic:	Pointers:
	<ul style="list-style-type: none">- More details shine through and give a proper aesthetic.
Non-Authentic:	Pointers:
	<ul style="list-style-type: none">- Non-authentic disks tend to have poorer colours due to printing limits.- High-quality non-authentic disks do tend to be sharpened up which leads to thicker silhouettes and darker colours as a result of direct laser scans and printing limits.



f. Foil (The shiny parts) **[Moderate]**

See the shiny parts on 3 Star disks and above and promotional disks? It is a result of a foil layer being applied to the disk's sticker. Authentic disks have clearly defined areas that indicate which part of the disk should be shiny or not. As for non-authentic disks, they tend to not have a well-defined definition or are outright foiled entirely. Additionally, authentic disks will also have graphic features that pop through light reflection only.

Case 1: 5 Star Disks

Authentic:	Pointers:
 An authentic Dialga 5 Star Disk. The card features a green rectangular box highlighting the shiny area on the Dialga's head. The card includes a QR code, the text '02-060 EN', 'Legend', 'PE 4320', and 'Dialga Roar of Time'. The stats at the bottom are HP 181, Sp.A 176, DEF 141, Sp.D 119, and SPD 107.	<ul style="list-style-type: none">- Well-defined areas that indicate which part of the disk's graphic should be shiny.- It is not too overly shiny.
Non-Authentic:	Pointers:
 A non-authentic Dialga 5 Star Disk. The card features a red rectangular box highlighting the shiny area on the Dialga's head. The card includes a QR code, the text '02-060 EN', 'Legend', 'PE 4320', and 'Dialga Roar of Time'. The stats at the bottom are HP 181, Sp.A 176, DEF 141, Sp.D 119, and SPD 107.	<ul style="list-style-type: none">- Shiny areas are not well defined.- Breaks the original aesthetic of the original design specifications.- Causes more colour distortion.- Tend to be overly shiny

Case 2: 3 Star / 4 Star / Promotional Disks

Authentic:	Pointers:
 An authentic Regigigas promotional disk. It features a QR code in the top left corner, which is highlighted by a green rectangle. The disk has a white background with yellow and black stripes. The Regigigas character is shown in the center. The text 'Special' and 'Legend' are visible at the top. The bottom section contains the name 'Regigigas', the level 'PE 2760', and the move 'Giga Impact'. The stats are listed as HP > 125, ATK > 120, DEF > 84, Sp.D > 84, and SPD > 77.	<ul style="list-style-type: none">- Well defined areas that indicate which part of the disk's graphic should be shiny.- Hidden features are less visible without light reflection. (The triangles)
Non-Authentic:	Pointers:
 A non-authentic Regigigas promotional disk. It features a solid red square in the top left corner, which is highlighted by a red rectangle. The disk has a white background with yellow and black stripes. The Regigigas character is shown in the center. The text 'Special' and 'Legend' are visible at the top. The bottom section contains the name 'Regigigas', the level 'PE 2760', and the move 'Giga Impact'. The stats are listed as HP > 125, ATK > 120, DEF > 84, Sp.D > 84, and SPD > 77.	<ul style="list-style-type: none">- More colour distortion.- Hidden features are more visible without light reflection. (The triangles)



g. Paper Thickness **[Moderate]**

The thickness of the paper stuck onto the disks can also determine whether a disk is authentic. By shining a bright light underneath the disk and inspecting the back, you will be able to derive whether a disk is authentic.

However, this takes a strong light source, a dark environment, and only works on disks that are Grade 5 (5 Star) or are of a selection of promotional disks that have a black translucent disk plate.

New non-authentic disks now replicate this pretty well, do be careful.

Note: Images were taken with the same picture settings.

Authentic:	Pointers:
	<ul style="list-style-type: none">- Paper is more translucent, where more light can shine through the paper and through the disk.
Non-Authentic:	Pointers:
	<ul style="list-style-type: none">- Paper is less translucent and more opaque, where less light can shine through the paper and through the disk.- New non-authentic disks have this



rectified



4. [Disk] Promotional Disk Releases

Promotional disks are disks released internationally through campaigns and events. Promotional disks come in two languages, English and Chinese. Take note of the origins of these languaged disks:

Languages	Countries
Chinese	China
English	Singapore, Malaysia, Hong Kong, Taiwan
Korean	Korea
Japanese	Japan (Ended and not included)

If the graphic does not match the language released, it would mean it is not authentic based on a graphic standpoint.

Below is a collation of the promotional disks released thus far by language.
(Updated as of 10/09/23)



No.	Name	English Chip Image	China Chip Image	English	Chinese	English Source	Chinese Source
1	Pikachu			Released	Released	https://world.pokemon.go/sg/information/article/13620	https://weixin.qq.com/r/RyKkpHECMx3rdXx90m- (Access using wechat app)

1	Pikachu			Released		https://pokemongaole.co.kr/html/news_view.php?k_id=48	
2	Pikachu	No Release		No Release	Released	-	https://weixin.qq.com/r/rRyKkpHECMx3rdXx90m-(Access using wechat app)
3	Raichu			Released	Released	https://pokemongaole.com.tw/events/1876	-
4	Raichu			Released		https://www.instagram.com/p/Cwj4R-SO_nx/?img_index=2	

4	Mimikyu			Released	Released	https://pokemongaol.com.tw/events/628	https://weixin.qq.com/r/RyKkpHECMx3rdXx90m- (Access using wechat app)
5	Charizard			Released	No Release [Later date]	https://www.facebook.com/SegaTaiwan.CardGame/photos/3356945477757133	https://mp.weixin.qq.com/s/i4UKBoKn7MaPxMxzxlc1Cq
6	Tyranitar			Released	Released	https://www.facebook.com/SegaTaiwan.CardGame/posts/3537907539660925	https://weixin.qq.com/r/RyKkpHECMx3rdXx90m- (Access using wechat app)
7	Lapras		No Release	Released	No Release	https://www.facebook.com/SegaTaiwan.CardGame/photos/3681232628661748	-

8	Solgaleo			Released	Released	https://pokemongaol.e.com.tw/events/2041	https://weixin.qq.com/r/RyKkpHECMx3rdXx90m- (Access using wechat app)
9	Lunala			Released	Released	https://pokemongaol.e.com.tw/events/2041	https://weixin.qq.com/r/RyKkpHECMx3rdXx90m- (Access using wechat app)
10	Ho-Oh			Released	Released	https://pokemongaol.e.com.tw/events/2314	https://overseas.weibo.com/6048193311/KzQIRfU9X
11	Lugia			Released	Released	https://pokemongaol.e.com.tw/events/2314	https://overseas.weibo.com/6048193311/KzQIRfU9X
12	Groudon			Released	Released	https://pokemongaol.e.com.tw/events/3144	https://weixin.qq.com/r/RyKkpHECMx3rdXx90m- (Access using wechat app)

13	Kyogre			Released	Released	https://pokemongaol.com.tw/events/3144	https://weixin.qq.com/r/RyKkpHECMx3rdXx90m-(Access using wechat app)
14	Reshiram			Released	Released	https://pokemongaol.com.tw/events/4231	https://mp.weixin.qq.com/s/P8C3WT3zHkdd eWivkoiUGQ
15	Zekrom			Released	Released	https://pokemongaol.com.tw/events/4231	https://mp.weixin.qq.com/s/P8C3WT3zHkdd eWivkoiUGQ
16	Buzzwole	No Release		No Release	Released	-	https://mp.weixin.qq.com/s/uywlqUSfat_Qoo pMdVjHOQ
17	Celebi		No Release	Released	No Release	https://www.4gamers.com.tw/news/detail/50637/pokemon-animation-film-2021	-

18	Dialga		No Release	Released	No Release	https://www.pokemon.co.jp/ex/bdsp/tc/lineup/210818_21_02/	-
19	Palkia		No Release	Released	No Release	https://www.pokemon.co.jp/ex/bdsp/tc/lineup/210818_21_02/	-
20	Arceus		No Release	Released	No Release	https://pokemongae.com.tw/events/1492	-
20	Arceus 2		No Release	Released	No Release	https://www.pokemon.co.jp/ex/legends_arceus/tc/lineup/210818_21_01/	-
20	Arceus 3		No Release	Released (Korea, May 2023)	No Release	https://www.facebook.com/PokemonCoKR/photos/6304405892932059	-
21	Giratina (Korean)			Released (Korea, June 2022)		https://pokemonkorea.co.kr/2022_m11/menu154	


22	Latias			Released	Released	https://www.youtube.com/watch?v=wg33bhxCdJY	https://mp.weixin.qq.com/s/402-J_WWJkPX_S-3tibxCHQ
23	Latos			Released	Released	https://www.facebook.com/SegmentaTaiwan.CardGame/photos/a.533722093412833/5047138075404523	https://mp.weixin.qq.com/s/402-J_WWJkPX_S-3tibxCHQ
24	Kyurem			No Release	Released	https://www.facebook.com/photo.php?fbid=745277974276691&set=pb.100063834863992.-220752000&type=3	https://mp.weixin.qq.com/s/_OcZcwP8HGZk20ZFgJpLug
25	Regigigas			Released	Released	https://pokemongaol.e.com.tw/competitions	https://weixin.qq.com/r/rRyKkpHECMx3rdXx90m-(Access using wechat app)
26	Volcanion			Released	Released	https://pokemongaol.e.com.tw/competitions	http://so-b.com/psp642526209051/50019052.html

27	Darkrai			Released	Released	https://pokemongaol.e.com.tw/events/1718	https://mp.weixin.qq.com/s/vhi20myy39u_aulXZxTnnA
28	Hoopla			Released	Released	https://pokemongaol.e.com.tw/competitions	https://weixin.qq.com/r/rRyKkpHECMx3rdXx90m-(Access using wechat app)
29	Articuno			Released	Released	https://www.facebook.com/photo.php?fbid=656922749778881&set=pb.100063834863992.-220752000.&type=3	https://mp.weixin.qq.com/s/DL4u_mzkiciTjGv-Kxzjwg
30	Moltres			Released	Released	https://www.facebook.com/SegaTaiwan.CardGame/photos/5283694981748830	https://mp.weixin.qq.com/s/FAV60H3H62BFBveqltx7Jw
31	Zapdos			Released	Released	https://pokemongaol.e.com.tw/	https://mp.weixin.qq.com/s/M11U5E2lueT84rTK2F2iHw

32	Eevee	No Release		Not released	Released	-	https://mp.weixin.qq.com/s/i4UKBoKn7MaPxMxzxc1Cg
33	Pikachu	No Release		Not released	Released	-	https://mp.weixin.qq.com/s/i4UKBoKn7MaPxMxzxc1Cg
34	Lucario			Released	Released	https://www.facebook.com/photo.php?fbid=642437714560718&set=pb.100063834863992.-220752000.&type=3	https://mp.weixin.qq.com/s/i4UKBoKn7MaPxMxzxc1Cg
34	Lucario			Korea, February 2023,		https://pokemongaole.co.kr/html/news_view.php?k_id=42	
35	Sylveon	No Release		Not released	Released	-	https://mp.weixin.qq.com/s/i4UKBoKn7MaPxMxzxc1Cg

36	Espeon	No Release		Not released	Released	-	https://mp.weixin.qq.com/s/i4UKBoKn7MaPxMxzxc1Cg
37	Umbreon	No Release		Not released	Released	-	https://mp.weixin.qq.com/s/i4UKBoKn7MaPxMxzxc1Cg
38	Charizard		No Release	Released	Not released	-	https://www.facebook.com/photo/?fbid=604172335053923&set=a.507117824759375
39	Eevee	No Release		No Release	Released	-	https://mp.weixin.qq.com/s/ZmHb4jiBFyCehd2DnO1TIA
40	Tapu Koko			Released	Released	https://www.facebook.com/photo.php?fbid=750734963730992&set=pb.100063834863992.-2207520000&type=3	https://mp.weixin.qq.com/s/AJcXw5OxZE9TbHnc9mehFw

41	Keldeo	No Release		Not released	Released soon	-	https://mp.weixin.qq.com/s/PgtwCE9DpkKpiHQUro_v7g
42	Dusk Mane Necrozma	No Release		Not released	Released	-	https://mp.weixin.qq.com/s/RC3Yy2A7NAvJlRLBa1w4ag
43	Dawn Wings Necrozma	No Release		Not released	Released	-	https://mp.weixin.qq.com/s/byLfDr-74ZKxNfSVRPNVA
44	Giratina	No Release		Not released	Released	-	https://mp.weixin.qq.com/s/SNcYmNrYzCBfyXRxDdDnChg
45	Dusk Lycanroc	No Release		Not released	Released	-	https://mp.weixin.qq.com/s/RC3Yy2A7NAvJlRLBa1w4ag

46	Aggron	No Release		Not released	Released	-	https://mp.weixin.qq.com/s/byLf-Dr-74ZKxNfSVRPNVA
47	Pikachu	No Release		Not released	Released	-	https://mp.weixin.qq.com/s/y-xkvfR7pxZbXAq9Ra26oQ
48	Metagross	No Release		Not released	Released	-	https://mp.weixin.qq.com/s/takrvFEqlR_y20yKKuKkuQ
49	Zygarde			Released	Unknown	https://pokemongae.com.tw/events/4231	No official release noted
50	Zygarde		No Release	Released	No Release	https://pokemongae.com.tw/events/4231	-

51	Zeraora	No Release		Unknown	Not released [Later Date, China Legend 4]	No official release noted	No official release noted
52	Mewtwo	No Release		Not released	Released	-	https://mp.weixin.qq.com/s/RZpfQIFsd68OPtQ7j5axDA

5. Conclusion

In all, there are multiple ways to differentiate a non-authentic disk from an authentic one.

To summarise the best methods, please refer to the table below where the usability difficulty has been sorted. Methods highlighted in yellow are recommended by the guide's author.

[Disk] Mold Quality	
a. The "Pokémon" text behind the disk sticker	Moderate (Be aware of new high-end disks!)
b. The "Pokémon" text on its back	Moderate (Be aware of new high-end disks!)
c. The centre circle	Moderate
d. Copyright text on its back	Moderate (Be aware of new high-end disks!)
e. Side width of the chip on its back	Hard
f. Plastic finishing	Moderate (Be aware of new high-end disks!)
[Disk] Overall Disk Weight	
[Disk] Overall Disk Weight	Hard
[Graphics] Print Quality	
a. Holographic Foil	Moderate (Be aware of new high-end disks!)
b. QR Orientation	Easy
c. Font	Hard
d. Printing Patterns	Moderate
e. Colour	Moderate

f. Foil (The shiny parts)	Moderate
g. Paper Thickness	Moderate

I hope this guide has provided you with good insight into differentiating non-authentic disks from authentic disks.

Do feel free to share it to spread the message.

To a safer Ga-Olé community!

Note: This document is community-based. All copyright belong to their respective owners.

If you'd like to **contact** me, I am available at:

Email: kesterteh@gmail.com

Facebook: <https://www.facebook.com/kester.teh>

Twitter: <https://twitter.com/tehdrink>

Telegram: @TehTarikk

Join my Ga-Olé community!

<https://www.facebook.com/groups/sggaole>

Check out The Arcade Archival!

<https://www.youtube.com/@thearcadearchival>

Check out GaOleGuide!

Google Play Store:

<https://play.google.com/store/apps/details?id=com.tehdrink.GaOleGuide>

Apple App Store:

<https://apps.apple.com/sg/app/oleguide/id1616686003>

Support me via ko-fi!

<https://ko-fi.com/tehdrink>

Update log:

V1.0.0: Initial Release

V1.0.1: Latias is now available in English

V1.1.0: Inclusion of Reshiram and Zekrom Promotional disks debut

V1.2.0: Inclusion of Kyurem and Latios Promotional disks debut

V1.2.1: Updated Reshiram, Zekrom, Kyurem and Latios release to released

V1.3.0: Inclusion of Korean Giratina disk debut

V1.4.0: Inclusion of Articuno disk debut

V1.4.1: Articuno disk update

V1.4.2: Updated Articuno disk release to released

V1.5.0: Update of 1c **Copyright Text** and 3b **Font**, and Raichu China release

V1.6.0 Inclusion of Moltres disk debut

V1.7.0 Inclusion of Zapdos, China-released [Eevee, Pikachu, Charizard, Lucario, Sylveon, Espeon, Umbreon] disk debut. Updated some disks to have Chinese releases.

V1.8.0 Inclusion of Mega Charizard X, Eevee, Buzzwole, and Zeraora disk debut. Updated some disks to have Chinese releases.

V1.9.0 Major update to identification traits. Update on China disk releases. (Credits: Beng)

V1.9.1 General updates and “Pokémon” text identification update. (Credits: Lawson)

V1.9.2 Promos: (No.36) Korean Lucario added, (No.40) Mega Charizard X fix, (No.5) Charizard fix.

V1.9.3 Updated Buzzwole Promo release.

V1.9.4 Updated (No.36) Lucario EN release, (No.40) Mega Charizard X fix.

V1.9.5 Inclusion of Tapu Koko, English and Chinese Zapdos & Moltres disk debut respectively.

V2.0.0 **Major** disk foil and mold identification added.

V2.0.1 **New non-authentic disk identification methods added, new promos added.**

V2.0.2 New Dusk Lycanroc, Dusk Mane Necrozma and Pikachu promos added to promo list.

V2.0.3 New Korean Alolan Raichu, Dawn Wings Necrozma, Aggron, Mewtwo, Giratina, Metagross promos added to promo list.